



GENVOLT 73530



High Voltage
Benchtop
Laboratory Power Supply



Genvolt

HIGH VOLTAGE POWER SUPPLIES

SPECIFICATION

The 7XX30 range of high voltage power supplies are used primarily as laboratory power supplies. The power supply has an LED digital voltage reading, adjustable voltage range, highly stable output and low ripple. The unit is available in positive or negative polarity and one or two output connectors depending on customer requirements. Both AC and DC input units are supplied with HV output cables. AC input unit is also supplied with IEC connector and cable, and DC input unit is supplied with 24V 5 way XLR connector (female).

Input Specifications

DC Input Voltage Range	22 - 26 VDC
AC Input Voltage Range	85 - 260 VAC
DC Input Current	2.5A maximum. At full power and minimum input voltage
Efficiency at Full Load	more than 70%

Voltage Line Regulation	Less than 0.3% for an input changing from maximum input to minimum input.
Voltage Ripple	Less than 0.01% (peak to peak) of maximum output voltage.
Voltage Stability	Less than 0.05% for 8 hours per day with 30 mins warm-up.
Temperature Coefficient	Less than 200ppm/°C over the specified temperature.

Output Specifications

	70130	70230	71030	72030	73030	73530
Output Voltage Range*	0-1kV	0-2kV	0-10kV	0-20kV	0-30kV	0-35kV
Maximum Output Current	30mA	15mA	3.0mA	1.5mA	1.0mA	0.85mA
Output Power	0 - 30W					
Output Polarity	Positive or Negative With Respective to Ground					
Voltage Load Regulation	Less than 0.01% for a load changing from no load to full load					

*For other output voltages please contact us.

Circuit Protection

- Overload, arcing and short circuit
- Unit enters constant current mode when fault occurs
- DC input unit protected against reverse polarity from power supply

Options

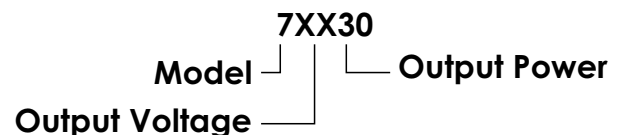
- Remote interlock available on DC input version
- Dual HV output sockets
- Dual meters
- Mounting bars

Please specify when ordering. For further information please contact us.

Reliability and Quality Control

- Each power supply has been soak tested with full load at 40°C for no less than 24 hours.

Model Number






Genvolt

HIGH VOLTAGE POWER SUPPLIES

FRONT CONTROLS



1. Power main switch



This switch controls the input of the entire power supply. Please ensure equipment is turned off during maintenance.

2. High voltage switch



This switch controls the high voltage function.

3. High voltage adjust



10-turn potentiometer for adjusting output voltage.

4. kV



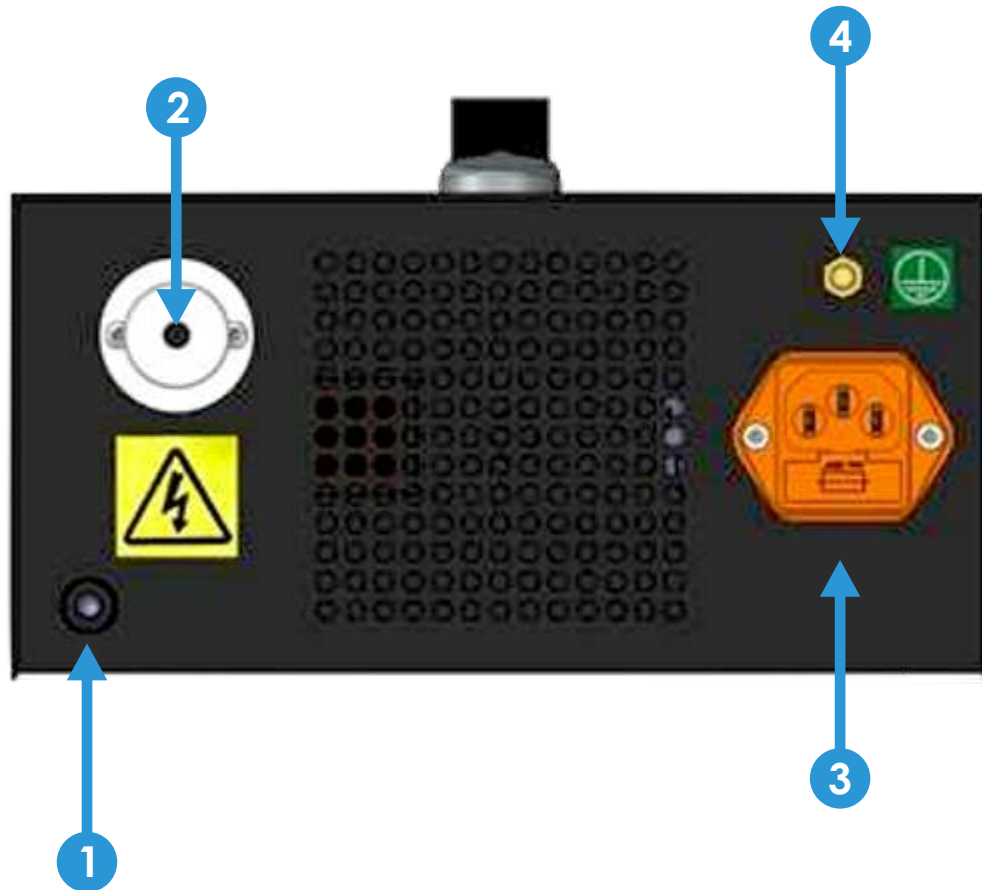
Digital display for output voltage.



Genvolt

HIGH VOLTAGE POWER SUPPLIES

REAR CONTROLS



1. 4mm socket terminal. High voltage ground.

2. High voltage output connector.

3. Input connector: available in both DC 5 way connector or AC standard IEC connector.

4. M6 for earth bonding.



Genvolt

HIGH VOLTAGE POWER SUPPLIES

DIMENSIONS





Genvolt

HIGH VOLTAGE POWER SUPPLIES

OPTIONS 

Remote Interlock & Switch



The remote enable connection is by means of a 3 pole TiniQ connector: with mating half supplied.

- Pin 1 = Enable
- Pin 2 = Ground
- Pin 3 = Not Used

Short Pin 1 to Pin 2 to enable the HV output.

The remote enable must be a voltage free contact.



Genvolt

HIGH VOLTAGE POWER SUPPLIES

SAFETY

Safety

- This power supply contains hazardous voltages and stored energy. Contact with the output may result in fatal injury. It should only be used and maintained by trained personnel.
- The area where the power supply is to be used should be kept clean and dry.
- Before switching the power supply on please confirm that the 10-turn potentiometer is turned fully in a counter-clockwise direction.
- Keep a safe distance from the output connector and any items connected to it.
- Ensure that a secure connection is made between the Earth side of the load and the green and yellow Earth lead.

Environmental Details

Operating Temperature	0 to 40°C
Storage Temperature	-20 to 60°C
Humidity	0 to 90% non-condensing

Mechanical Details

Weight	DC Input: 2.8kg (6.17lbs)
	AC Input: 3.6kg (7.94lbs)
Dimensions	Width 200mm, Height 100mm, Depth 300mm
Power Input Connector	AC Input: Standard IEC Connector
	DC Input: 24V 5 way XLR Connector (male)
HV Output Connector	Genvolt 35kV HV Connector

For requirements other than those specified, please do not hesitate to contact us. Please note that design improvements may lead to specification changes.



UK Office:

Genvolt, New Road, Bridgnorth, Shropshire, WV16 6NN, United Kingdom

Tel: +44 (0) 1746 862 555

Email: info@genvolt.co.uk Website: www.genvolt.com

India Office:

Genvolt India Private Limited

806, Suratwala Mark Plazzo, Hinjewadi Village, Hinjewadi, Pune, Maharashtra - 411057, India

Email: supportindia@genvolt.co.uk Website: www.genvolt.in

Research and Development:

Genvolt Ltd

New road, Bridgnorth, Shropshire, WV16 6NN

Factories:

Genvolt Ltd

New road, Bridgnorth, Shropshire, WV16 6NN

Boher High Voltage Power Supplies Ltd (Genvolt China)

No. 79 Yandangshan Road, Suyu District, Suqian City, Jiangsu, China