



## 175A400

- 175 Watts CW
- 10kHz–400MHz
- Class A
- Portable
- Full VSWR-tolerant
- CE & RoHS Compliant
- High Efficiency

## Features

The Model 175A400 is a solid-state, self-contained, air-cooled, broadband amplifier designed for applications where instantaneous bandwidth, high gain and linearity are required. Available in a stylish, contemporary cabinet for benchtop use or with cabinet removed for rack mounting.

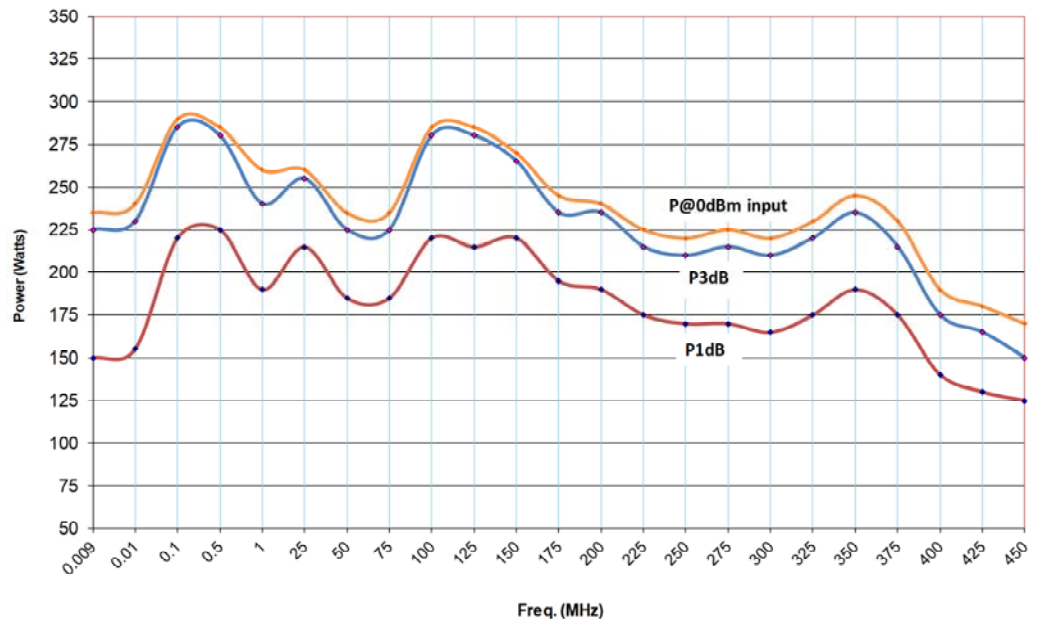
The Model 175A400, when used with a sweep generator, will provide a minimum of 175 watts of RF power. Included is a front panel gain control which permits the operator to conveniently set the desired output level. The 175A400 is protected from RF input overdrive by an RF input leveling circuit which controls the RF input level to the RF amplifier first stage when the RF input level is increased above 0dBm. The RF amplifier stages are protected from over-temperature by removing the DC voltage to them if an over-temperature condition occurs due to cooling blockage or fan failure. The Model 175A400 is equipped with a Digital Control Panel (DCP) which provides both local and remote control of the amplifier. The DCP uses a color LCD touch screen display to indicate the operate status and fault

conditions if an over-temperature or power supply fault has occurred. The unit can be returned to operate when the condition has been cleared.

All amplifier control functions and status indications are available remotely through the included Remotes Package. The Remotes Package includes GPIB/IEEE-488 format, RS-232 hardware and fiber optic, USB, and Ethernet. The bus interface connector is located on the back panel and positive control of local or remote operation is assured by a Local/Remote switch on the front panel of the amplifier. Also included with the Remotes Package is a safety interlock circuit for use with external safety switch interlocks. This circuit prevents the amplifier from going into operate mode unless the external connection is made. A jumper plug is provided for cases where this functionality is not needed.

The export classification for this equipment is EAR99.

175A400 Typical Output Power



AR RF/Microwave  
Instrumentation  
160 School House Rd  
Souderton, PA 18964  
215-723-8181

For an applications engineer call: 800.933.8181

www.arworld.us

ISO 9001 Certified



# 175A400

- 175 Watts CW
- 10kHz-400MHz

## Specifications

**RATED OUTPUT POWER:** 225 watts typical, 175 watts minimum

**INPUT FOR RATED OUTPUT:** 1.0 mW Max

**POWER OUTPUT @ 3dB COMPRESSION:**  
Typical: 210 watts, Minimum: 165 watts

**POWER OUTPUT @ 1dB COMPRESSION:**  
Typical: 165 watts, Minimum: 125 watts

**FLATNESS:** ±0.9 dB typical, ±1.5 dB maximum

**FREQUENCY RESPONSE:** 10kHz-400 MHz instantaneously

**GAIN (at maximum setting):** 52.5 dB minimum

**GAIN ADJUSTMENT (Continuous Range) :** 20 dB minimum

**INPUT IMPEDANCE:** 50 ohms, VSWR 2.0:1 maximum

**OUTPUT IMPEDANCE:** 50 ohms nominal

**MISMATCH TOLERANCE:** 100% of rated power without foldback. Will operate without damage or oscillation with any magnitude and phase of source and load impedance. See Application Note #27.

**MODULATION CAPABILITY:** Will faithfully reproduce AM, FM, or Pulse modulation appearing on input signal.

**THIRD ORDER INTERCEPT:** 60 dBm typical

**NOISE FIGURE:** 8.5 dB typical

**HARMONIC DISTORTION:** Minus 20 dBc maximum at 150 watts

**SPURIOUS:** Minus 73 dBc typical

**PRIMARY POWER (Universal; selected automatically):** 100-240 VAC, 50/60Hz, 770 watts

**CONNECTORS:**  
RF Input: N female  
RF Output: N female

**REMOTES PACKAGE:**  
IEEE-488: 24-pin female  
RS-232: 9-pin subminiature D (female)  
Fiber optic: ST Conn Tx and Rx RS-232  
USB 2.0: Type B  
Ethernet: RJ-45  
Safety Interlock: 15-pin subminiature D

**COOLING:** Forced air (self contained fans)

**WEIGHT:**  
With Cabinet 33 kg (73 lbs)  
Without Cabinet 22 kg (48 lbs)

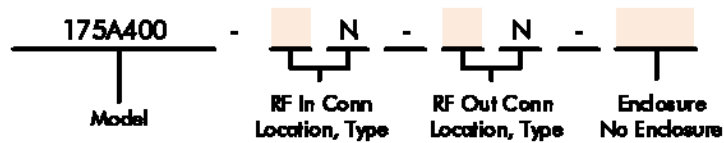
**SIZE (W x H x D):**  
With cabinet: 50.3 x 20.5 x 74.9 cm (19.8 x 8.1 x 29.5 in)  
Without Cabinet: 48.3 x 17.7 x 74.9 cm (19 x 7.0 x 29.5 in)

**ENVIRONMENTAL:**  
Operating Temperature: 5°C / +40°C  
Operating Altitude: Up to 2000M  
Shock and vibration: Normal Truck Transport

**REGULATORY COMPLIANCE:**  
EMC EN 61326-1  
Safety UL 61010-1  
CAN/CSA C22.2 #61010-1  
CENELEC EN 61010-1  
RoHS DIRECTIVE 2011/65/EU

**EXPORT CLASSIFICATION:** EAR99

## Ordering Options



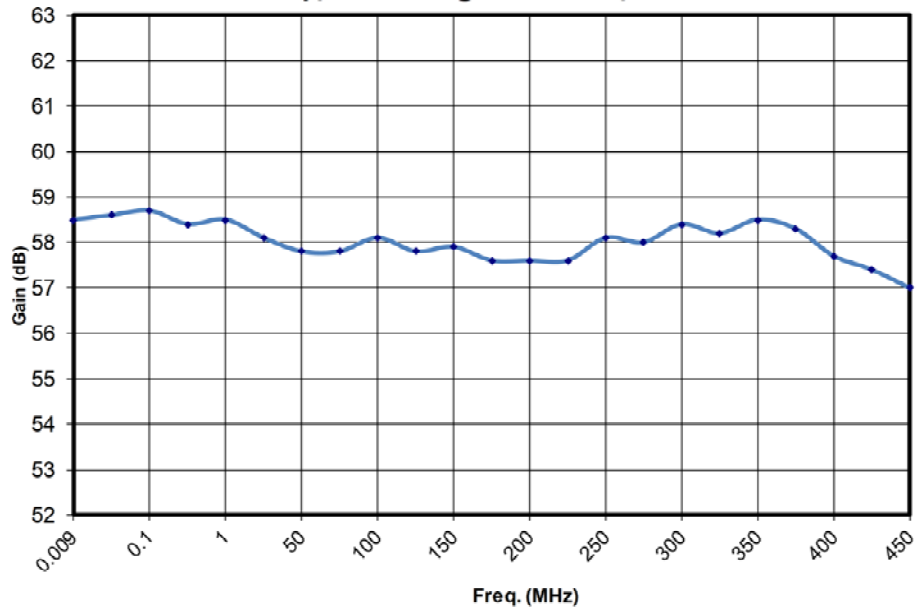
CONNECTOR LOCATION		ENCLOSURE	
Front	F	Enclosure	E
Rear	R	No Enclosure	NE

Contact your AR RF/Microwave Instrumentation Sales Associate for specific model configuration pricing.

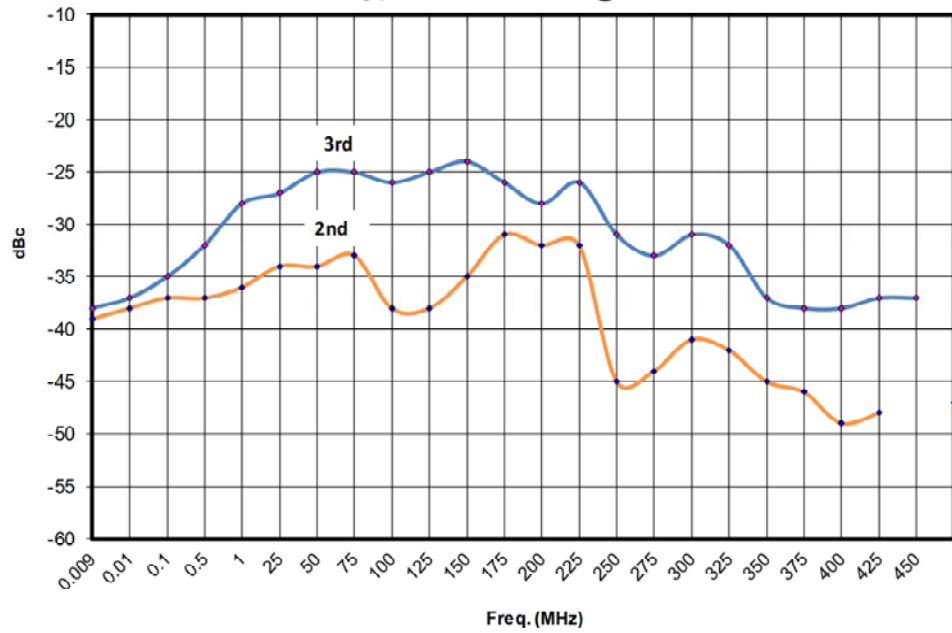
# 175A400

- 175 Watts CW
- 10kHz-400MHz

Typical Gain @ -20 dBm input

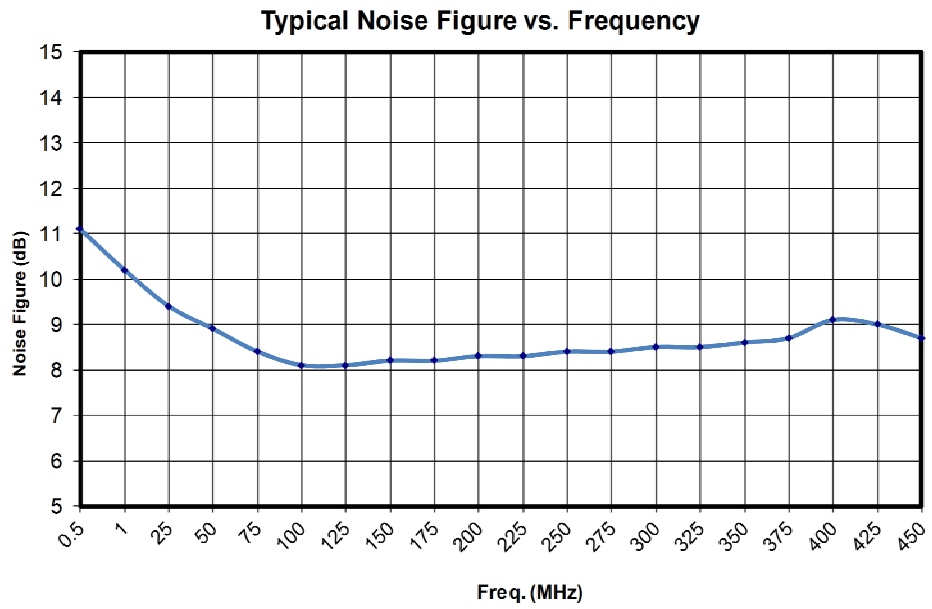
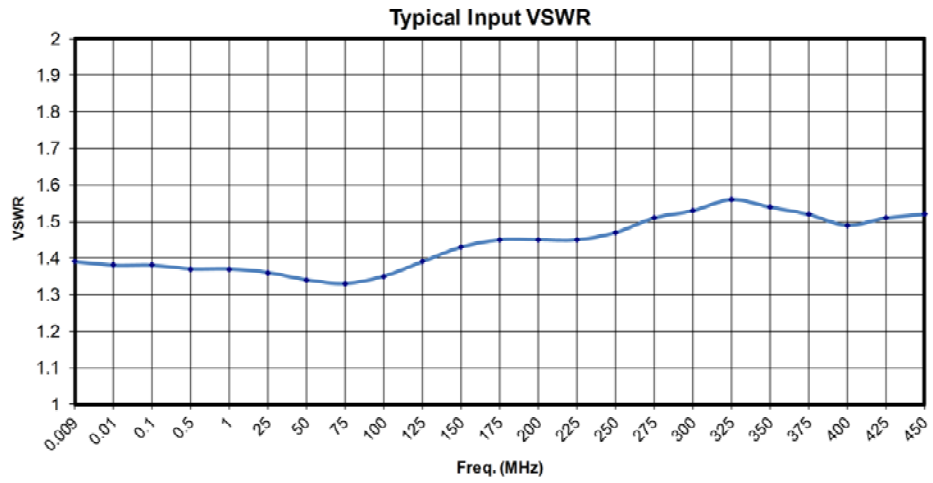


Typical Harmonics @ 150 watts



# 175A400

- 175 Watts CW
- 10kHz-400MHz



# 175A400

- 175 Watts CW
- 10kHz-400MHz

