



7100 Series

High-speed AC/DC Amplifiers with Precision DC Supply

Performance Overview

7114

Recommended For: 13.5 to 48V DC testing with 250-kHz ripple or $4\mu\text{s}$ dropout requirements

AC Power at 20 kHz: 400 watts RMS

For High-Power Applications to: 150 kHz

DC Power: 15A at 13.5V DC

Voltage Potential: Up to 45V RMS

7136

Recommended For: DO-160 Section 16, AC with DC offset testing or other 115/120V RMS testing with up to 5.5A output requirements

AC Power at 20 kHz: 900 watts RMS

For High-Power Applications to: 50 kHz

DC Power: 5A from 13.5V DC to 48V DC

Voltage Potential: Up to 200V RMS

Features

- **Front-panel user controls for fixed or variable gain, current limit, DC offset, rail voltage, and AC or DC coupling**
- **Four-quadrant operation**
- **Compact 2U height**
- **Small signal response (8Vp-p) to 400 kHz**
- **User-adjustable precision DC offset**
- **User-adjustable current limit: 1A to 25A**
- **AE Techron Tough: Protection from over-temperature, over-current, over/under supply voltages; will drive capacitive and inductive loads**

AE Techron's **7100-Series** models are 4-quadrant, AC and DC amplifiers that provide exceptional versatility and value. Compact size, user configurability, DC-Max™ topology, and AE Techron toughness make the 7100-series amplifiers the ideal lab partners for conducted and radiated immunity testing, PSRR testing, or any application where more voltage or current is needed than is available from the signal source.

Compact Power

Lightweight and just 2U in height, 7100-series amplifiers make a great choice when size or portability are important selection criteria.

Versatile

Front-panel user controls give the 7100-series amplifiers a wide range of possible uses. Gain, maximum current, and DC offset can be fixed or infinitely varied. The choice of AC or DC coupling makes them suitable both for DC applications and for driving objects like coupling transformers or

piezo elements that shouldn't see DC. All controls can be turned off when only a durable, high-current amplifier or DC source is needed. Or each function can be individually enabled to provide the unique set of capabilities needed at the moment.

7100-series amplifiers can produce a DC output without an input signal. DC output is independent of input signal and amplifier gain. This DC capability, when combined with an input signal from a function generator, creates a

DC Specifications

OUTPUT (Amperes)					
		7114		7136	
		5 Minutes, 100% Duty Cycle	1 Hour, 100% Duty Cycle	5 Minutes, 100% Duty Cycle	1 Hour, 100% Duty Cycle
VDC					
48		12	8	7.5	6.0
24		10	9	7.0	5.4
13.5		20	15	6.0	5.0

versatile DC source with high-speed ripple and dropout capabilities.

DC-Max™

7100-series amplifiers are built with our new DC-Max topology. Amplifiers with DC-Max have long-term DC power that is more than 40% greater than traditional designs. This increased DC performance better matches the power

requirements found in DC conducted immunity and PSRR testing.

AE Techron Toughness

The 7100-series amplifiers are designed using the same conservative design rules and protection systems that have made AE Techron amplifiers the toughest audio bandwidth amplifiers available.

7114 AC Specifications - High Voltage Mode

Ohms	PEAK OUTPUT						RMS OUTPUT				
	40 mSec Pulse, 20% Duty Cycle		5 Minutes, 100% Duty Cycle		1 Hour, 100% Duty Cycle		5 Minutes, 100% Duty Cycle		1 Hour, 100% Duty Cycle		
	Volts	Amps	Volts	Amps	Volts	Amps	Volts	Amps	Volts	Amps	Watts
Open	92.0	0.0	92.00	0.0	92.0	0.0	65.0	0.0	65.0	0.0	0
16	80.0	5.0	80.0	5.0	80.0	5.0	56.0	3.5	56.0	3.5	196
8	71.0	8.8	71.0	8.8	71.0	8.8	50.0	6.3	48.0	6.0	288
4	60	15.0	60.0	15.0	80.0	20.0	42.0	10.5	40.0	10.0	400
2	43.0	22.0	43.0	22.0	28.0	14.0	30.0	15.0	20.0	10.0	200

7114 AC Specifications - High Current Mode

Ohms	PEAK OUTPUT						RMS OUTPUT				
	40 mSec Pulse, 20% Duty Cycle		5 Minutes, 100% Duty Cycle		1 Hour, 100% Duty Cycle		5 Minutes, 100% Duty Cycle		1 Hour, 100% Duty Cycle		
	Volts	Amps	Volts	Amps	Volts	Amps	Volts	Amps	Volts	Amps	Watts
Open	42.4	0.0	42.4	0.0	42.2	0.0	30.0	0.0	30.0	0.0	0
4	32.0	8.0	32.0	8.0	32.0	8.0	22.0	5.5	22.0	5.5	121
2	28.0	14.0	28.0	14.0	28.0	14.0	20.0	10.0	20.0	10.0	200
1	20.0	20.0	20.0	20.0	20.0	20.0	14.0	14.0	14.0	14.0	196
0.5	12.5	25.0	12.5	25.0	12.5	25.0	8.9	17.8	8.9	17.8	158

7136 AC Specifications - High-Voltage Mode

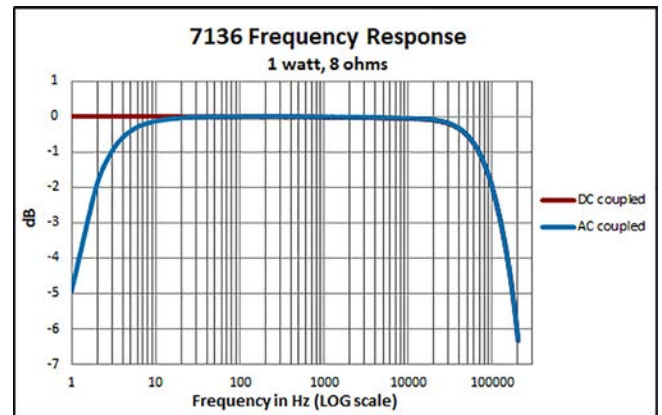
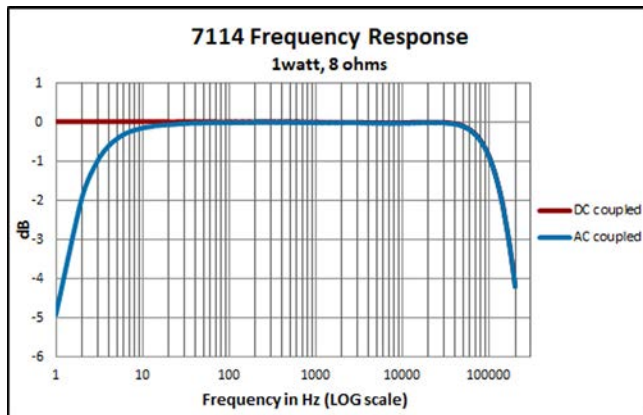
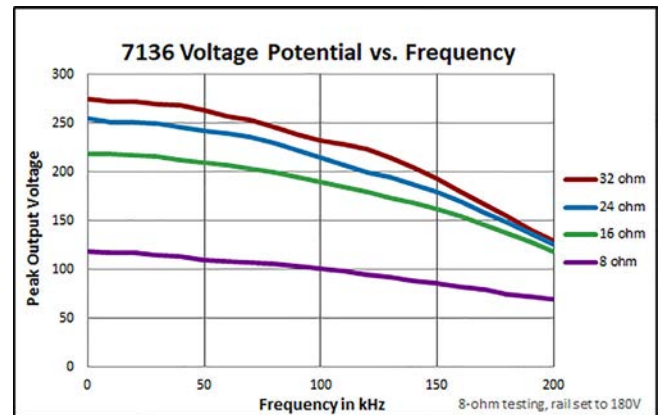
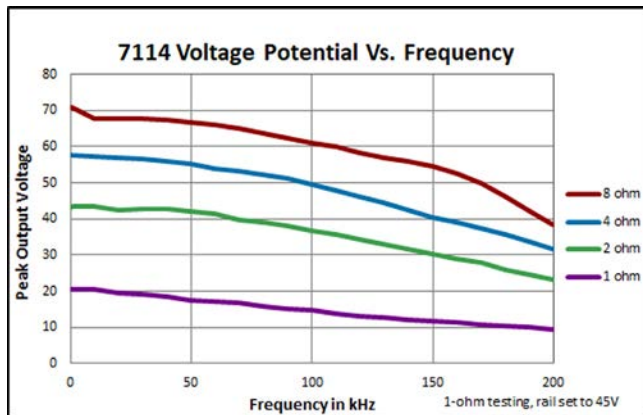
Ohms	PEAK OUTPUT						RMS OUTPUT				
	40 mSec Pulse, 20% Duty Cycle		5 Minutes, 100% Duty Cycle		1 Hour, 100% Duty Cycle		5 Minutes, 100% Duty Cycle		1 Hour, 100% Duty Cycle		
	Volts	Amps	Volts	Amps	Volts	Amps	Volts	Amps	Volts	Amps	Watts
Open	150.8	0	148.4	0	148.4	0.0	105	0	105	0	0
32	149.3	4.7	148.5	4.7	148.5	4.7	105	3.3	105	3.3	347
16	149.3	9.2	138.5	8.54	111.7	6.7	98	6.04	79	4.8	379
8	127.3	15.9	113.1	14.1	56.8	7.1	80	10	40.2	5	201

7136 AC Specifications - High-Current Mode

Ohms	PEAK OUTPUT						RMS OUTPUT				
	40 mSec Pulse, 20% Duty Cycle		5 Minutes, 100% Duty Cycle		1 Hour, 100% Duty Cycle		5 Minutes, 100% Duty Cycle		1 Hour, 100% Duty Cycle		
	Volts	Amps	Volts	Amps	Volts	Amps	Volts	Amps	Volts	Amps	Watts
Open	92.0	0	91.1	0	92.3	0	65	0	65.3	0	0
8	75.8	9.6	72.8	9.04	72.8	9.04	51.5	6.4	51.5	6.4	329.6
4	68.4	17	63.3	15.8	58.4	14.6	44.8	11.2	41.3	10.3	425.4
2	48.5	24	46.9	23.3	29.7	14.8	33.2	16.5	21	10.5	220.5

Features	7114	7136
Maximum Output	400 VA	900 VA
DC Offset	$\pm 20V$ or $\pm 45V$	$\pm 2V$ or $\pm 20V$
Current Limit	1A to 25A	1A to 25A
Gain	0 to 10	0 to 40
Coupling	AC (DC blocked) or DC	AC (DC blocked) or DC
Mode of Operation	Controlled Voltage or Controlled Current	Controlled Voltage or Controlled Current
Rear Control Port	Signal In, Fault Status, Enable/Disable, Current Monitor	Signal In, Fault Status, Enable/Disable, Current Monitor

PERFORMANCE



AE Techron Sales Representative